



SSS_Est ShakeDown

Driving Days

S1

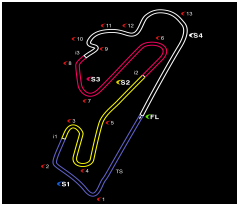
Classification by Class

NoDrivers	Team	Car	Time	Lap Total	Gap	Kph
F +						
1	22 A. Jamal		1:56.925	8 9		128.8
2	58 A. Correia		2:03.433	2 2	+6.508 +6.508	122.0
Livre						
1	18 F. Cordeiro		1:43.873	6 7		144.9
2	5 G. Gaspar		1:47.219	12 13	+3.346 +3.346	140.4
ZT						
1	86 P. Clemente		1:50.426	8 11		136.3
2	4 R. Silva		2:03.761	3 4	+13.335 +13.335	121.6
3	17 F. Martins		2:06.222	3 4	+15.796 +2.461	119.3
4	26 S. Pereira		2:17.691	5 8	+27.265 +11.469	109.3

Published at:

Track Status: **DRY**

--	--



SSS_Est ShakeDown

Driving Days

S2

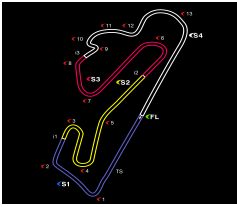
Classification by Class

NoDrivers	Team	Car	Time	Lap Total	Gap	Kph
F +						
1	22 A. Jamal		1:59.093	2	9	126.4
2	58 A. Correia					
Livre						
1	18 F. Cordeiro		1:43.874	4	7	144.9
2	5 G. Gaspar		1:51.356	4	5	+7.482 +7.482 135.2
ZT						
1	4 R. Silva		1:52.411	10	11	133.9
2	86 P. Clemente		1:54.761	10	12	+2.350 +2.350 131.2
3	17 F. Martins		1:57.153	5	9	+4.742 +2.392 128.5
4	26 S. Pereira		1:58.587	10	12	+6.176 +1.434 127.0

Published at:

Track Status: **DRY**

--	--



SSS_Est ShakeDown

Driving Days

S3

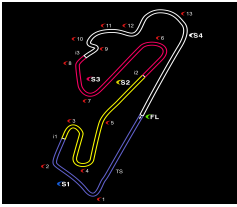
Classification by Class

NoDrivers	Team	Car	Time	Lap Total	Gap	Kph
F +						
1	22 A. Jamal		1:56.559	9 11		129.2
2	58 A. Correia					
Livre						
1	5 G. Gaspar		1:43.606	5 7		145.3
2	18 F. Cordeiro					
ZT						
1	86 P. Clemente		1:50.763	8 11		135.9
2	4 R. Silva		1:53.282	3 6	+2.519 +2.519	132.9
3	17 F. Martins		1:55.775	3 9	+5.012 +2.493	130.0
4	26 S. Pereira		1:59.324	8 11	+8.561 +3.549	126.2

Published at:

Track Status: **DRY**

--	--



SSS_Est ShakeDown

Driving Days

S4

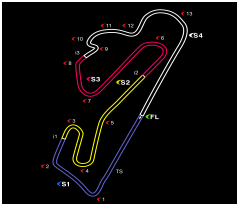
Classification by Class

NoDrivers	Team	Car	Time	Lap Total	Gap	Kph
F +						
1	58 A. Correia		1:54.016	11 11		132.0
2	22 A. Jamal		2:01.214	7 11	+7.198 +7.198	124.2
Livre						
1	18 F. Cordeiro		1:42.949	7 8		146.2
2	5 G. Gaspar		1:43.172	13 13	+0.223 +0.223	145.9
ZT						
1	4 R. Silva		1:52.964	9 11		133.3
2	26 S. Pereira		1:55.064	11 12	+2.100 +2.100	130.8
3	86 P. Clemente		1:55.149	10 12	+2.185 +0.085	130.7
4	17 F. Martins		1:57.285	7 10	+4.321 +2.136	128.4

Published at:

Track Status: **DRY**

--	--



SSS_Est ShakeDown

Driving Days

S5

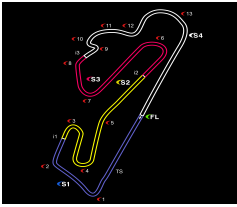
Classification by Class

NoDrivers	Team	Car	Time	Lap Total	Gap	Kph
F +						
1	58 A. Correia		1:53.613	6 11		132.5
2	22 A. Jamal		1:59.908	4 11	+6.295 +6.295	125.6
Livre						
1	18 F. Cordeiro		1:42.334	9 10		147.1
2	5 G. Gaspar		1:48.195	4 8	+5.861 +5.861	139.1
ZT						
1	86 P. Clemente		1:50.845	6 9		135.8
2	17 F. Martins		1:52.598	7 9	+1.753 +1.753	133.7
3	4 R. Silva		1:53.123	6 10	+2.278 +0.525	133.1
4	26 S. Pereira		1:58.784	4 9	+7.939 +5.661	126.7

Published at:

Track Status: **DRY**

--	--



SSS_Est ShakeDown

Driving Days

S6

Classification by Class

NoDrivers	Team	Car	Time	Lap Total	Gap	Kph
F +						
1	58 A. Correia		1:54.015	4 9		132.0
2	22 A. Jamal		1:58.497	11 12	+4.482 +4.482	127.1
Livre						
1	18 F. Cordeiro		1:43.111	4 8		146.0
2	5 G. Gaspar		1:43.382	7 11	+0.271 +0.271	145.6
ZT						
1	4 R. Silva		1:53.330	4 5		132.8
2	17 F. Martins		1:55.670	10 11	+2.340 +2.340	130.2
3	86 P. Clemente		1:56.304	6 12	+2.974 +0.634	129.4
4	26 S. Pereira		1:56.937	8 13	+3.607 +0.633	128.7

Published at:

Track Status: **DRY**

--	--